ROOF EXHAUST FAN SCHEDULE

SYMBOL	SERVES	SYSTEM CFM	S.P.	HP.	R.P.M.	TIP SPEED	DRIVE	ROOF OPENING	ELECT. CHAR.	CONTROL	GREENHECK MODEL NO. *
REF-1	TOILET RMS.	660	.125	1/4	930	2709	BELT	14 1/2" SQ.	1Φ-120V.	ATC	GB-10
REF-2	LOUNGE	400	.125	1/4	1145	3335	BELT	14 1/2" SQ.	1Φ-120V.	1 HR. TIMER SW.	GB-8
REF-3	CONF. RM.	200	.125	1/60	1300	2765	DIRECT	10 1/2" SQ.	1Φ-120V.	1 HR. TIMER SW.	G-70

NOTES:
1.) BELT DRIVEN FANS SHALL BE ADJUSTED TO PROVIDE SYSTEM CFM
2.) * OR APPROVED EQUAL

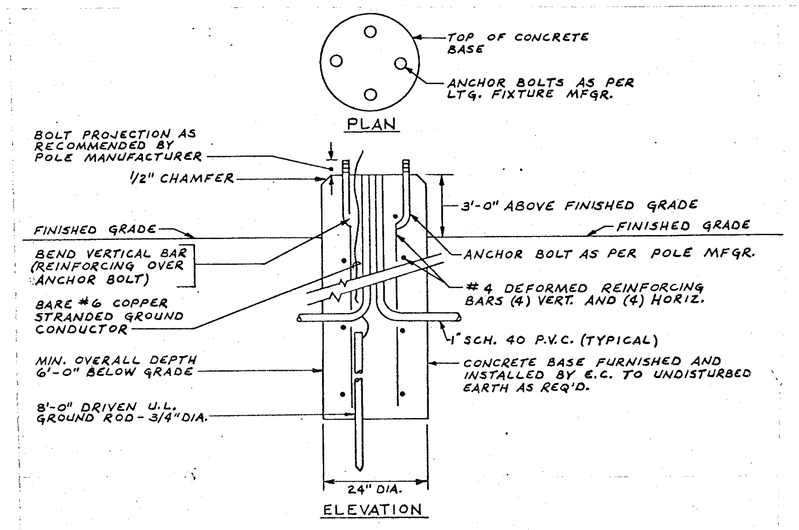

EXTERIOR LIGHTING BASE DETAIL

NO SCALE: BY E.C.

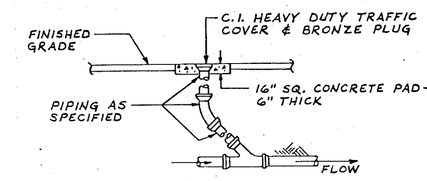

EXTERIOR CLEANOUT DETAIL

NO SCALE: (BY P.C.)

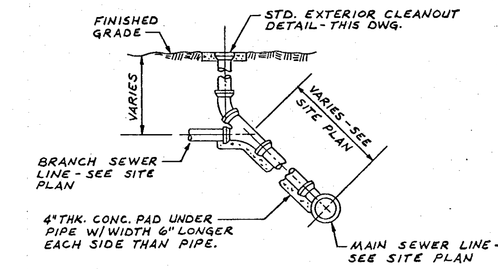

SEWER LINE DROP DETAIL

NO SCALE: (BY P.C.)

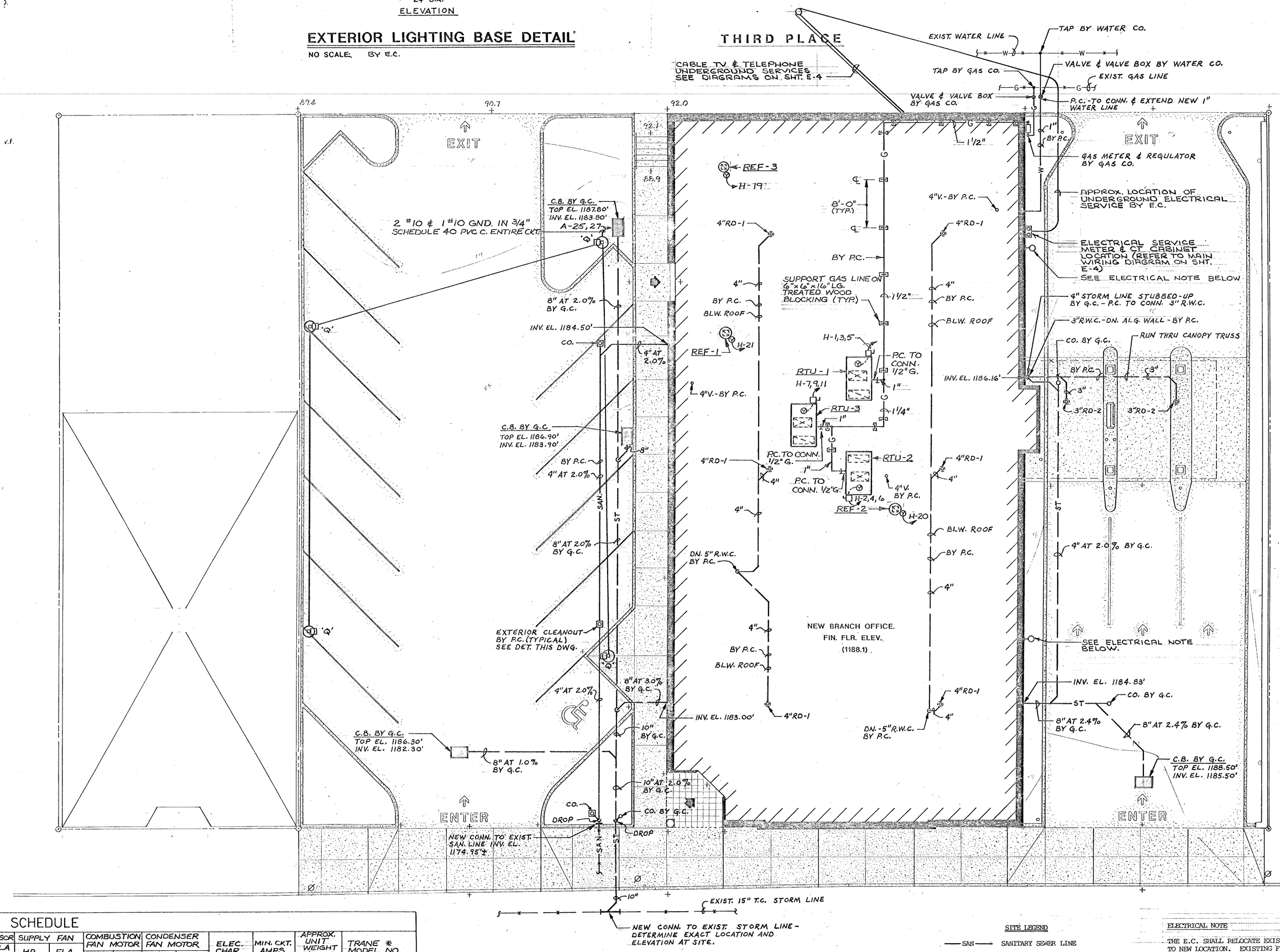

SITE PLAN

1/8" = 1'-0"

SITE UTILITY INFORMATION

NATURAL GAS
PEOPLES GAS COMPANY
3115 EUTON ROAD
JOHNSTOWN, PA 15904
TELEPHONE: (814) 266-5866

SEWERS
CITY OF JOHNSTOWN
401 MAIN STREET
JOHNSTOWN, PA 15901
TELEPHONE: (814) 533-2051

WATER
LAUREL MANAGEMENT COMPANY
111 ROOSEVELT BOULEVARD
JOHNSTOWN, PA 15906
TELEPHONE: (814) 533-5700

ELECTRIC COMPANY
PENNSYLVANIA ELECTRIC COMPANY
311 INDUSTRIAL PARK ROAD
JOHNSTOWN, PA 15904-1994
TELEPHONE: (814) 269-6629

TELEPHONE COMPANY
GENERAL TELEPHONE COMPANY
BOX 668
421 LOCUST STREET
JOHNSTOWN, PA 15907
TELEPHONE: (814) 536-6635

CABLE TELEVISION
CABLEVISION OF GREATER JOHNSTOWN
120 SOUTHMONT BOULEVARD
JOHNSTOWN, PA 15905
TELEPHONE: (814) 535-8261

ROOF TOP UNIT SCHEDULE

SYMBOL	CFM	MINIMUM CFM O.A.	EXT. S.P.	HEATING CAPACITY INPUT MBH	HEATING CAPACITY OUTPUT MBH	COOLING CAPACITY TOTAL MBH	COOLING CAPACITY SENS. MBH	COMPRESSOR QTY.	COMPRESSOR RLA EA.	SUPPLY FAN HP	SUPPLY FAN FLA	COMBUSTION FAN MOTOR HP	COMBUSTION FAN MOTOR FLA	CONDENSER FAN MOTOR QTY/HP	CONDENSER FAN MOTOR FLA EA.	ELEC. CHAR.	MIN. CKT. AMPS	APPROX. UNIT WEIGHT W/CURB	TRANE * MODEL NO.
RTU-1	3000	450	.50	205.0 150.0	164.0 120.0	92.0	65.9	2	14.4	1.0	5.9	1/15	0.4	1/ 1/2	3.4	3Φ-240V.	42.0	1200 LBS.	YCD090C3HAAA
RTU-2	2700	405	.50	120.0	96.0	90.6	63.0	2	14.4	1.0	5.9	1/15	0.4	1/ 1/2	3.4	3Φ-240V.	42.0	1200 LBS.	YCD090C3LAAA
RTU-3	3300	330	.50	205.0 150.0	164.0 120.0	93.2	68.6	2	14.4	2.0	8.8	1/15	0.4	1/ 1/2	3.4	3Φ-240V.	45.0	1200 LBS.	YCD090C3HCAA

NOTES:
1.) RTU'S SHALL HAVE A MINIMUM O.A. SETTING AS SCHEDULED DURING OCCUPIED CYCLE
2.) COOLING CAPACITIES BASED ON 95°F. AMBIENT & 80°F. D.B. - 67°F. W.B. E.A.T.
3.) RTU'S SHALL BE FURNISHED W/A UNIT MOUNTED WEATHERPROOF FUSED DISCONNECT SWITCH
4.) RTU'S SHALL BE FURNISHED W/ FACTORY INSTALLED ECONOMIZER W/ BAROMETRIC RELIEF DAMPER
5.) RTU 1 & 3 HEATING CAPACITIES LISTED ARE FOR 2 STAGE BURNERS
6.) * OR APPROVED EQUAL

SITE LEGEND

—SAN—	SANITARY SEWER LINE
—ST—	STORM SEWER LINE
—W—	DOMESTIC WATER LINE
—G—	NATURAL GAS LINE
—×—×—	INDICATES EXISTING PIPING
NEW CONN.	NEW CONNECTION
INV. EL.	INVERT ELEVATION
C.B.	CATCH BASIN
EXIST.	EXISTING
G.C.	GENERAL CONTRACTOR
H.C.	HEATING SUB-CONTRACTOR
P.C.	PLUMBING SUB-CONTRACTOR
E.C.	ELECTRICAL SUB-CONTRACTOR

ELECTRICAL NOTE

THE E.C. SHALL RELOCATE EXISTING FIXTURE TO NEW LOCATION. EXISTING FIXTURE TO BE REMOVED, CLEANED, RELAMPED AND REINSTALLED. THE E.C. SHALL VERIFY THE EXISTING FIXTURE VOLTAGE. IF FIXTURE IS 1Φ - 120V., CIRCUIT TO T.C. #3. IF FIXTURE IS 1Φ - 240V., CIRCUIT TO T.C. #4. (TYPICAL FOR 2 FIXTURES)

NOTE:
DO NOT SCALE DRAWING
Each contractor is to verify all existing conditions and all dimensions before beginning any work. Each contractor is to fully coordinate his work with that of others. REFER TO THE CONTRACT AND SPECIFICATIONS FOR ADDITIONAL REQUIREMENTS.

COMMONWEALTH OF PENNSYLVANIA REGISTERED PROFESSIONAL GEORGE CLIFFORD DIFRENN ENGINEER 28316-E

Revisions	By

COMMERCIAL DESIGN & DEVELOPMENT, INC.
Specializing in Planning & Development of Financial Facilities
3618 Graham Avenue
Windber, Pa. 15963 (814) 467-5681

SITE PLAN & DETAILS
NEW BRANCH OFFICE & TRUST OFFICE FOR
MOXHAM NATIONAL BANK
550 CENTRAL AVE., JOHNSTOWN, PA. 15902

Printed
Date 7-7-92
Scale AS NOTED
Drawn E.H.E.
Job
Sheet HPE-1

8-31-92 A.S.T.A REVISED SET EHEA 92-36 1 of 6