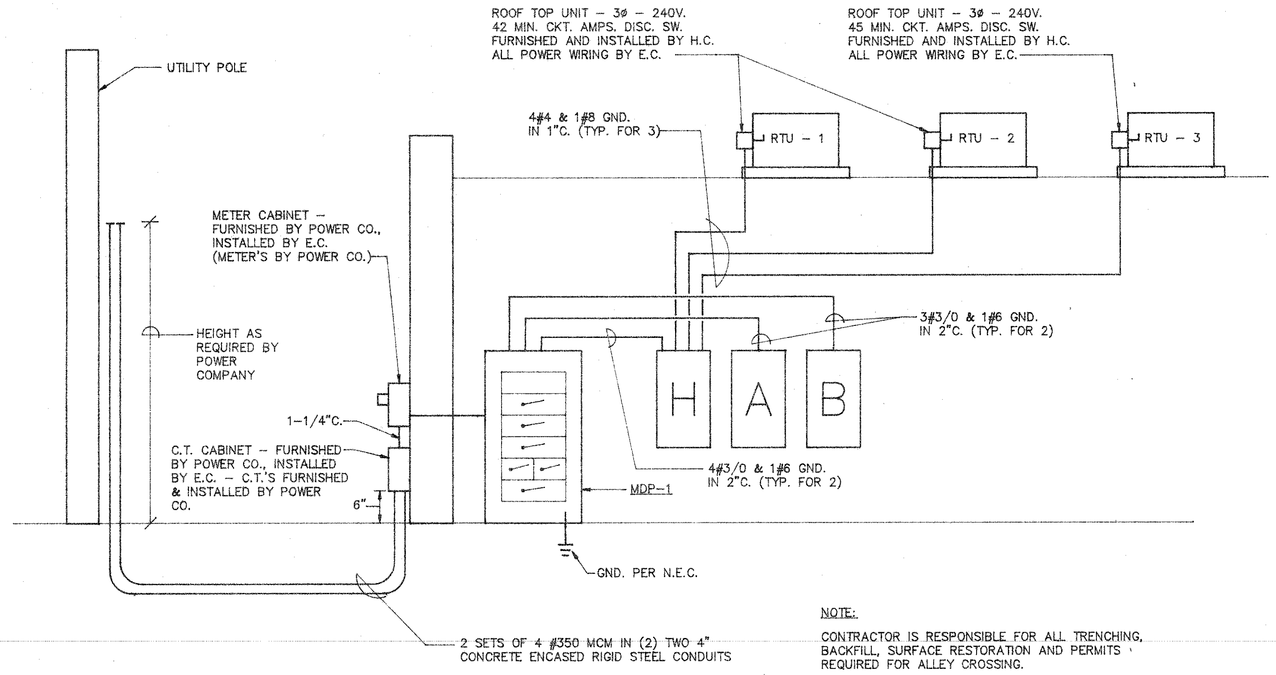

NOTE:

CONTRACTOR IS RESPONSIBLE FOR ALL TRENCHING, BACKFILL, SURFACE RESTORATION AND PERMITS REQUIRED FOR ALLEY CROSSING.

MAIN WIRING DIAGRAM 3ø–4W–120/240V.

NO SCALE:

SPACE FOR TWIN 100 AMP/3P UNIT
200A/2P FU. DISC. SW. FU. @ 200 AMPS PANEL 'A'
200A/2P FU. DISC. SW. FU. @ 200 AMPS PANEL 'B'
200A/3P FU. DISC. SW. FU. @ 200 AMPS PANEL 'H'
100A/3P FU. DISC. SW. SPARE / 100A/3P FU. DISC. SW. SPARE
600A/3P FU. DISC. SW. FU. @ 600 AMPS. MAIN DISC. SW.

MDP–1 DETAIL

NO SCALE

LIGHTING FIXTURE SCHEDULE

SYMBOL	MANUFACTURER	CATALOG NO.	LAMPS	VOLTS	MOUNTING	REMARKS
A	COLUMBIA	4PS6G–24–242–PAF–120	2–F40W–CW	120	RECESSED	
B	COLUMBIA	4PS6G–24–24–4–PAF–120	4–F40W–CW	120	RECESSED	
C	MOORE–LAMBERT	ML411–54–HPF	1–FCBT9 & 1–FC12T10	120	SURFACE	
D	LITE CONTROL	85N–46RS–FPBSS–G–120	4–F30W–CW	120	RECESSED	
E	PRESCOLITE	1224–B362	1–100W–A19	120	RECESSED	
F	KIRLIN	RR50611–45	1–100W–MH DOUBLE ENDED	120	RECESSED	
G	WILLIAMS	2922–KA	2–F40W–CW	120	WALL	FURNISH W/ENERGY SAVINGS BALLAST
H	COLUMBIA	4PS6G–24–222U–PAF–120	2–F40W–U–CW	120	RECESSED	
J	PRESCOLITE	98HF	1–150W–R40	120	RECESSED	
K	DUAL LITE	SINGLE FACE – CSRWW–DC–6V DOUBLE FACE – CSRWW–DC–6V	W/FIXTURE	120/6	UNIVERSAL	
L	DUAL LITE	EXT–P5SB	1–PAR 36 #17551–8W	6	SURFACE	
M	DUAL LITE	ERS–3–F–SRM	W/FIXTURE	120/6	SEMI–RECESSED	
N	DUAL LITE	EDS–F–SRM	W/FIXTURE	120/6	SEMI–RECESSED	
O	SPAULDING	LY–175MH–PR	1–175W–MH	120	RECESSED	
P	ELA COMPANY	A132–PB	3 – 40 W CANDLE BASE	120	WALL	
Q	LSI	RFS–WB–400–MH–F–240V.–BRZ–FD	1–400W–MH	240	POLE	POLE: 4SQB–S07G–20'–S–BRZ–SBC
DELETED ~~R~~	~~COLUMBIA~~	~~K240–120–ESB~~	~~2–F40W–CW~~	~~120~~	~~SURFACE~~	
S	VISA	TC304–E–PB	CA10 MED BASE	120	CHANDELIER	
T	COLUMBIA	WP240A–120–ESB	2–F40–CW	120	SURFACE	
EX–2	EXISTING – RELOCATED		2–F40W–CW	120	SURFACE	SEE NOTE BELOW
EX–3	EXISTING – RELOCATED		3–F40W–CW	120	SURFACE	SEE NOTE BELOW
EX–4	EXISTING – RELOCATED		4–F40W–CW	120	SURFACE	SEE NOTE BELOW

NOTE:

EXISTING FIXTURES ARE TO BE RELOCATED FROM EXISTING BRANCH BANK BUILDING. E.C. SHALL REMOVE, CLEAN, REFURBISH AND RELAMP ALL FIXTURES TO BE REUSED, PRIOR TO INSTALLATION IN NEW BANK BUILDING. COORDINATE WITH G.C. AND OWNER.

PANEL 'A'
1ø–3W–120/240V. 225A M.L.O.

	LOAD	BKR	#	#	BKR	LOAD	
LIGHTING	1000	20/1	1	2	20/1	1200	LIGHTING
LIGHTING	600	20/1	3	4	20/1	1000	LIGHTING
LIGHTING	1200	20/1	5	6	20/1	900	LIGHTING
LIGHTING	900	20/1	7	8	20/1	900	LIGHTING
LIGHTING	954	20/1	9	10	20/1	800	LIGHTING
LIGHTING	1000	20/1	11	12	20/1	900	LIGHTING
LIGHTING	1300	20/1	13	14	20/1	1200	LIGHTING
LIGHTING	1154	20/1	15	16	20/1	1300	LIGHTING
LIGHTING	900	20/1	17	18	20/1	1020	LIGHTING
CHANDILER LIGHTING	640	20/1	19	20	20/1	1200	LIGHTING
LANE LIGHTS	200	20/1	21	22	20/1	300	T.C. NO. 1
T.C. NO. 2	300	20/1	23	24	20/1	600	T.C. NO. 3
T.C. NO. 4	1800	20	25	26	20/1	1080	RECEPTACLES
⊥ ⊥	----	/ 2	27	28	20/1	900	RECEPTACLES
RECEPTACLES	1080	20/1	29	30	20/1	900	RECEPTACLES
RECEPTACLES	540	20/1	31	32	20/1	1260	RECEPTACLES
RECEPTACLES	1080	20/1	33	34	20/1	900	RECEPTACLES
RECEPTACLES	540	20/1	35	36	20/1	1080	RECEPTACLES
RECEPTACLES	1260	20/1	37	38	20/1	500	EWC
RECEPTACLES	1080	20/1	39	40	20/1	1080	RECEPTACLES

PANEL 'B'
1ø–3W–120/240V. 225A M.L.O.

	LOAD	BKR	#	#	BKR	LOAD	
RECEPTACLES	1080	20/1	1	2	20/1	1080	RECEPTACLES
RECEPTACLES	900	20/1	3	4	20/1	1080	RECEPTACLES
RECEPTACLES	1080	20/1	5	6	20/1	1500	VENDING MACHINE
VENDING MACHINE	1500	20/1	7	8	20/1	540	RECEPTACLES
MICROWAVE	1200	20/1	9	10	20/1	1200	COFFEE MAKER
PARTITIONS	1080	20/1	11	12	20/1	1080	PARTITIONS
PARTITIONS	1080	20/1	13	14	20/1	1080	PARTITIONS
PARTITIONS	1080	20/1	15	16	20/1	1080	PARTITIONS
COPIER	1200	20/1	17	18	20/1	540	RECEPTACLES
RECEPTACLES	540	20/1	19	20	20/1	540	RECEPTACLES
TELEPHONE	500	20/1	21	22	20/1	----	SPARE
SPARE	----	20/1	23	24	20/1	----	
⊥	----	20/1	25	26	20/1	----	⊥
WATER HEATER	4500	25	27	28	20/1	----	
⊥ ⊥	----	/ 2	29	30	20	/ 3800	WATER HEATER ⊥ ⊥
ATM (FUTURE)	----	30/1	31	32	/ 2	----	
ALARM SYSTEM	200	20/1	33	34	20/1	200	SOUND SYSTEM
SPARE	----	20/1	35	36	20/1	----	SPARE
KIOSK #1	1600	20	37	38	20	/ 1600	KIOSK #2 ⊥ ⊥
⊥ ⊥	----	/ 2	39	40	/ 2	----	

PANEL 'H'
3ø–4W–120/240V. 225A M.L.O.

	LOAD	BKR	#	#	BKR	LOAD	
ROOF TOP UNIT	----	50	1	2	50	/ ----	ROOF TOP UNIT
⊥ ⊥ ⊥	17845	/	3	4	/	17845	⊥ ⊥ ⊥
	----	/ 3	5	6	/ 3	----	
ROOF TOP UNIT	----	50	7	8	20	/ 2000	EBB
⊥ ⊥ ⊥	18675	/	9	10	/ 2	----	⊥
	----	/ 3	11	12	----	----	SPACE
EBB	500	20	13	14	20	/ 2000	WALL HTR.
⊥	----	/ 3	15	16	/ 2	----	⊥ ⊥
SPACE	----	----	17	18	----	----	SPACE
EXHAUST FAN	696	20/1	19	20	20/1	696	EXHAUST FAN
EXHAUST FAN	696	20/1	21	22	20/1	1125	VAULT RADIANT HEAT
SPACE	----	----	23	24	----	----	SPACE

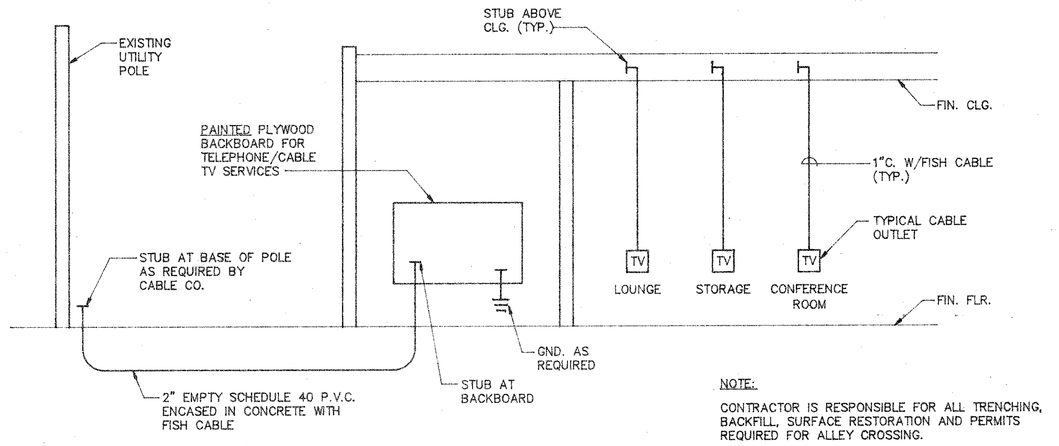

NOTE:

CONTRACTOR IS RESPONSIBLE FOR ALL TRENCHING, BACKFILL, SURFACE RESTORATION AND PERMITS REQUIRED FOR ALLEY CROSSING.

EMPTY CABLE TV RISER DIAGRAM

NO SACLE:

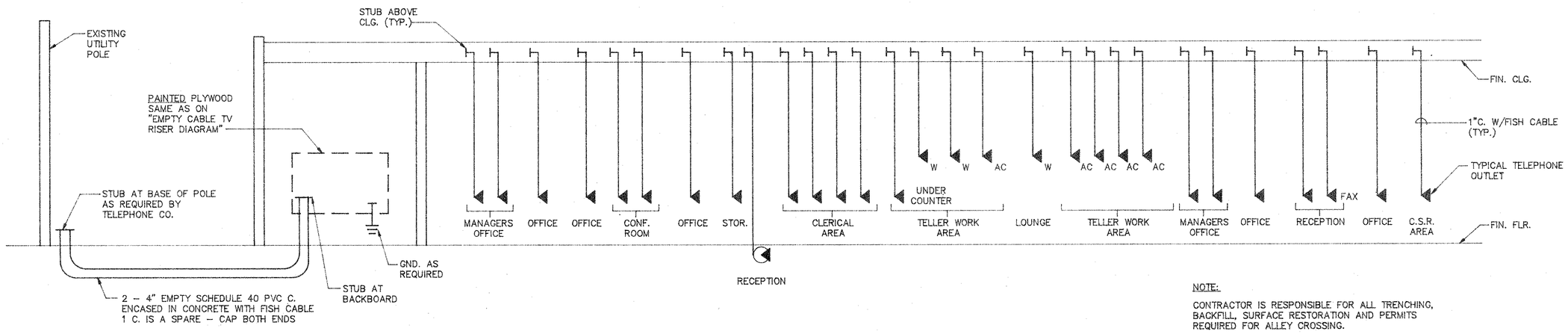

NOTE:

CONTRACTOR IS RESPONSIBLE FOR ALL TRENCHING, BACKFILL, SURFACE RESTORATION AND PERMITS REQUIRED FOR ALLEY CROSSING.

EMPTY TELEPHONE RISER DIAGRAM

NO SACLE:

NOTE:
DO NOT SCALE DRAWING
Each contractor is to verify all existing conditions and all dimensions before beginning any work. Each contractor is to fully coordinate his work with that of others.
REFER TO THE CONTRACT AND SPECIFICATIONS FOR ADDITIONAL REQUIREMENTS.

COMMONWEALTH OF PENNSYLVANIA
REGISTERED PROFESSIONAL
GEORGE CLIFFORD DEFRAENE
ENGINEER
20118-E

Revisions	By

REGISTERED ARCHITECT PENNSYLVANIA
JAMES CONSTANTINO RIGGIO

COMMERCIAL DESIGN & DEVELOPMENT, INC.
3616 Graham Avenue Windber, Pa.
(814) 467-5681 Fax(814) 467-7067

SCHEDULES AND DIAGRAMS

NEW BRANCH OFFICE & TRUST OFFICE FOR
MOXHAM NATIONAL BANK
550 CENTRAL AVE. , JOHNSTOWN, PA. 15902

Printed	
Date	7-7-92
Scale	AS SHOWN
Drawn	BJP
Job	
Sheet	E-4

6 of 6